

3.5mm/2.4mm

DC - 26.5GHz, Coaxial Adapters, Between-Series

DESCRIPTION

The coaxial adapters between 3.5mm and 2.4mm that small size, low SWR and low loss, are designed for broadband measurement, instrument and system use.

SPECIFICATIONS:

Electrical:

Frequency Range DC - 26.5 GHz (Molding: 34GHz)
 SWR < 1.2
 Insertion Loss < 0.3 dB
 Electrical Length 17.5 mm (Nominal)
 Temperature Range -55 to +125 deg.C

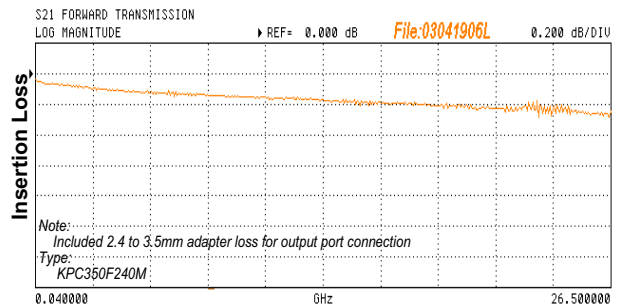
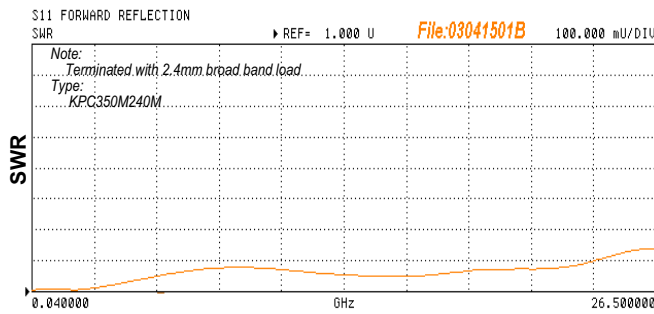
Mechanical:

Body and Outer Conductors:
 -Passivated Stainless steel
 Inner Conductors:
 -Gold Plated Beryllium Copper and Brass
 Coupling Torque 90 N-cm (Nominal)
 Connect/Disconnect Life > 1,000 Cycles

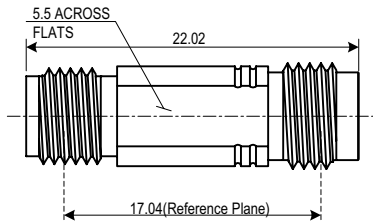


Production Status
 Two weeks Lead-Time will be available for shipping.

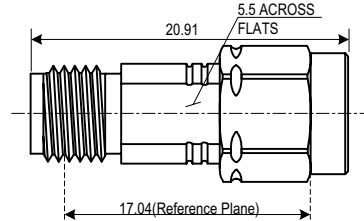
Typical Performance



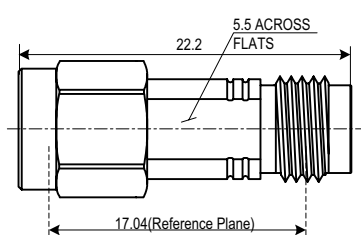
TYPE: KPC350F240F
 3.5mm Female/2.4mm Female



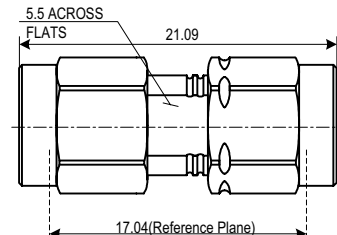
TYPE: KPC350F240M
 3.5mm Female/2.4mm Male



TYPE: KPC350M240F
 3.5mm Male/2.4mm Female

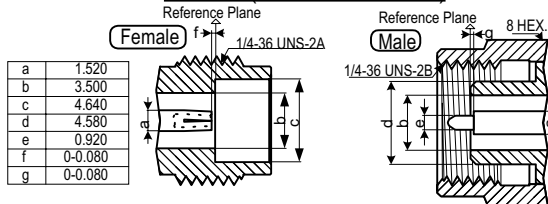


TYPE: KPC350M240M
 3.5mm Male/2.4mm Male

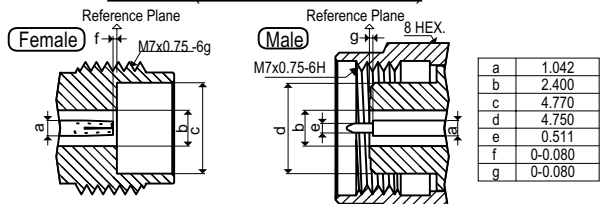


Interface Mating Dimensions

KPC350 (3.5mm Connectors)



KPC240 (2.4mm Connectors<*>)



<*> Matable with 1.85mm Connectors

Note: All dimensions are in Millimeters.

Specifications Subject to Change Without Notice.

Copyright(C) 2003 KAWASHIMA Mfg. Co., Ltd. All rights reserved.

350 240 Rev. Sept.2003